

Using **Talking Tins** to support
Speaking and Listening activities
in the Primary MFL classroom.



40
seconds





Lock
Switch



Magnetic

£5 - £6

KS1

-  Basic conversation – Secret Superhero
-  Counting – Easter Eggs
-  Counting – Juego de la Oca
-  Loads of other ideas: ordering, matching, quiz quiz trade.... Please let me know yours!

Year 1 – Basic Conversation Practice



Find the secret superheroes!

12 teddies around the room, each with a talking tin. Children spoke to the teddy:

Child: Hola. Me llamo ____ ¿Cómo te llamas?

Then they pressed the talking tin (TT).


TT – Hola. Me llamo Superman. Adiós.

Children race around to find all 5 superheroes.

Benefits:

Repetition for a purpose, Independent learning, improving speaking by hearing phrase repeated each time they went to new teddy.

EYFS/Y1 Counting Activities



The teddy is hungry. Listen to the TT and count out the correct number of eggs for him.

Either record onto TT the numbers in order, with or without space for repetition or just the number for confident counters.

Benefits:

Models 1-1 correspondence in Spanish, can be checked afterwards, able to differentiate, children can work on this without teacher support.

Year 2/3/4 – Juego de la Oca



TT – has numbers recorded with or without space for repetition.

Roll the dice and count the number in Spanish. Use the TT to listen and move counter or listen and repeat as you move counters.

Make sure children understand that they need to stop the TT at the correct part – pairs can help!

Benefits:

Independent choice of amount of support – TT used at child's discretion, Can be used without T/TA support so whole class can play game and improve counting.

Begin to recognise which number to stop at!

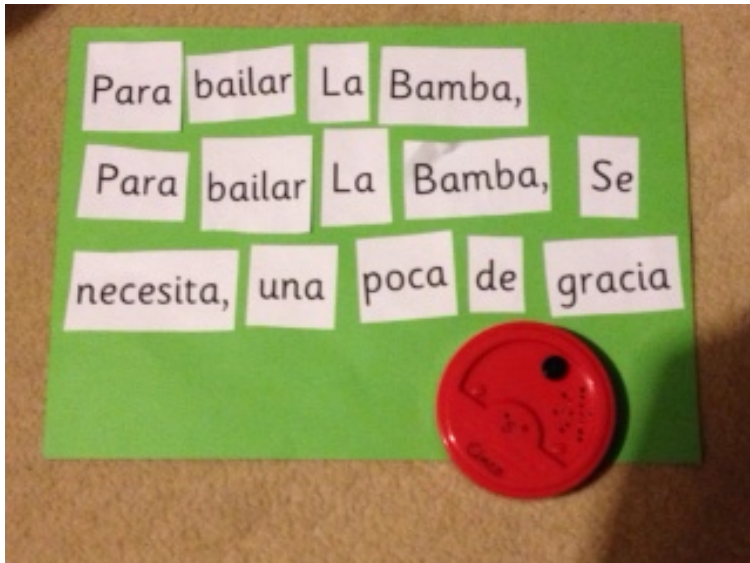
KS2

SEN support

- **Memory** – record vocab for children to refer to if they forget. Independent activities can include listening to words and putting picture cards in order.
- **Sounds** – record sounds or words for children to listen and repeat. Can support children with poor pronunciation. Listen to sounds and write them down. Either words or syllables. An easy starter activity for a LA child if built into routine.
- **TA** – supports a TA with no spanish or less confident with pronunciation.

Listening Activity – La Bamba

Y5/6– La Bamba



I recorded the lyrics of the song onto the TT. I also printed and cut up words for the song. Children worked in groups to listen to the words and stick them in correct order.

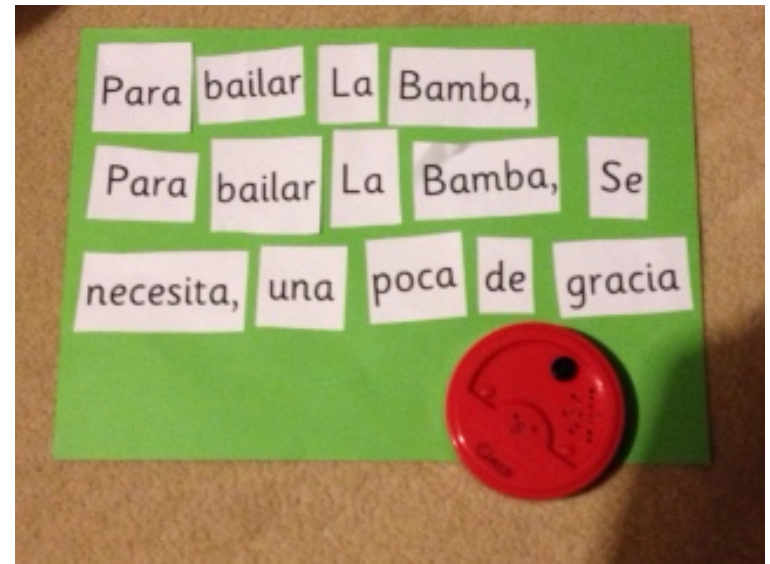
It was fascinating to watch the children's methods: they soon realised they couldn't do it in one go so they listened to the first word, stopped the TT and looked for the word. I heard lots of repeating of the word as they scanned for it. They used their reading skills to find the word and talking about the phonics to justify their choices.

Then they listening to the TT again, this time stopping after 2 words. Towards the end of the activity, they were able to listen to several words at once and also spotted repeated phases or rhyming words.

After completing a verse of 20 or so words, they would have listening to the 1st word about 20 times, 2nd word 19 times etc. Great repetition which they didn't get bored of!

Benefits:

- Repetition for a purpose
- Discussion about corresponding sounds and spelling patterns
- Listen for repeated words or rhymes
- Encourages group work.



Extensions I am going to try...

- Record a conversation or dialogue and children stick words in a speech bubble.
- Record a series of vocab or a short sentence and children stick syllables to match.
- Extension for HA – words with vowel sounds missing.
- Extension for Super HA – can they write what they hear word by word?

I have some video clips but need to check I can share them with the world first! I will aim to take more as I try new ideas.

Please email or tweet me if you have any more ideas!

nsadullah@haxbyroadschool.co.uk

Twitter: @Nieves_Sadullah